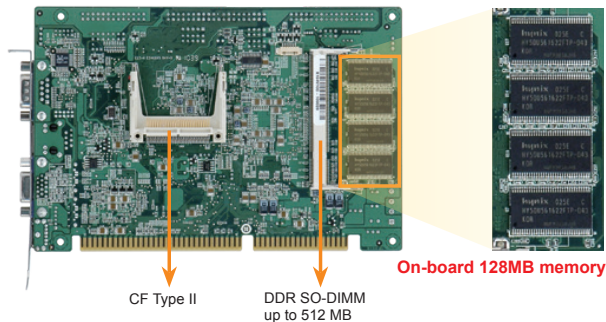

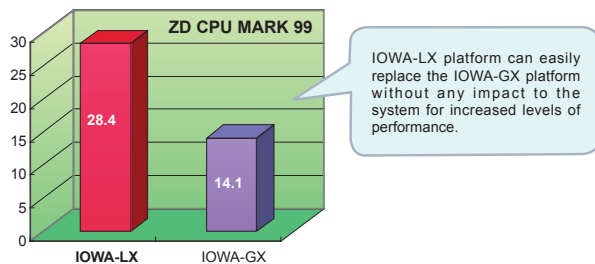


ISA Board, Half-Size



Performance Comparison Chart



Specifications

- ◆ CPU
On-board AMD Geode™ LX600 processor (366 MHz), 128KB L2 cache
- ◆ Chipset
AMD Geode™ CS5536
- ◆ BIOS
Award BIOS
- ◆ Memory
One 200-pin 266/200 MHz DDR SDRAM SO-DIMMs supports up to 512MB
On-board 128MB DDR 266/200 MHz memory
- ◆ Graphics Engine
VGA integrated in the AMD Geode™ LX600
- ◆ Display Output
Single HD VOP 2.0 output
1 x VGA (up to 1920x1440)
1 x TFT (up to 1600x1200)
- ◆ External I/O Interface
1 x KB/MS 1 x RS-232
- ◆ Internal I/O Interface
1 x CF Type II 1 x RS-232/422/485 (2x7 pin, P=2.54)
1 x FDD (2x17 pin) 1 x LPT (2x13 pin)
1 x IDE (2x10 pin) 4 x USB 2.0 (2x4 pin, P=2.54)
4 x SATA (RAID 0/1 supported on IOWA-LX-600S-R10)
- ◆ Ethernet
10/100Mbps Realtek RTL8100C Ethernet controller
- ◆ Audio
Realtek ALC203 with AC'97 codec
1 x Front audio (2x5 pin)
- ◆ Expansion
ISA bus supported via golden finger
- ◆ Digital I/O
8-bit digital I/O (2x5 pin)
- ◆ Infrared Interface
1 x Infrared Interface (1x5 pin)
- ◆ Watchdog Timer
Software programmable supports 1~255 sec. system reset
- ◆ FAN connector
1 x Smart fan (1x3 pin)
- ◆ Power supply
5V/12V, AT/ATX support
- ◆ Power Consumption
5V@1.51A, 5VSb@0.09A
(On-board AMD Geode™ LX 600 CPU 366 MHz with 128MB 200 MHz on-board DDR memory and 512MB 333 MHz DDR memory)
- ◆ Operating Temperature
-10°C ~ 60°C
- ◆ Storage Temperature
-20°C ~ 70°C
- ◆ Operating Humidity
5% ~ 95%, non-condensing
- ◆ Weight
GW: 1000g / NW: 250g
- ◆ CE/FCC compliant



Features

- ISA CPU card with on-board AMD Geode™ LX600 processor (366 MHz), 128KB L2 cache
- Flexible on-board DDR SDRAM and one SO-DIMM slot
- Enhanced TTL, RS-232, RS-422/485 and USB 2.0 interfaces for extended connectivities
- IEI One Key Recovery solution allows you to create rapid OS backup and recovery

Packing List

1 x IOWA-LX-600 single board computer
1 x Audio cable
1 x IDE flat cable
1 x KB/MS Y cable
1 x USB cable
1 x Mini jumper pack
1 x QIG

Ordering Information

Part No.	Description
IOWA-LX-600-R10	Half-size pure ISA CPU card with on-board AMD Geode™ LX600 processor (366 MHz), 128KB L2 cache, on-board 128MB memory, VGA, LAN, USB 2.0, COM, CF, LPT, audio and RoHS
IOWA-LX-600S-R10	Half-size pure ISA CPU card with on-board AMD Geode™ LX600 processor (366 MHz), 128KB L2 cache, on-board 128MB memory, VGA, LAN, USB 2.0, SATA, CF, COM, LPT, Audio and RoHS
19800-000049-RS	LPT flat cable, 240mm, P=2.54
19800-004400-200-RS	RS-232 & RS-422/485 cable with bracket, 14-pin to two DB-9, 255mm, P=2.54
32801-000703-500-RS	SATA (7-pin to 7-pin) cable, 500mm
32200-000017-RS	FDD Cable, 520mm, P=2.54