
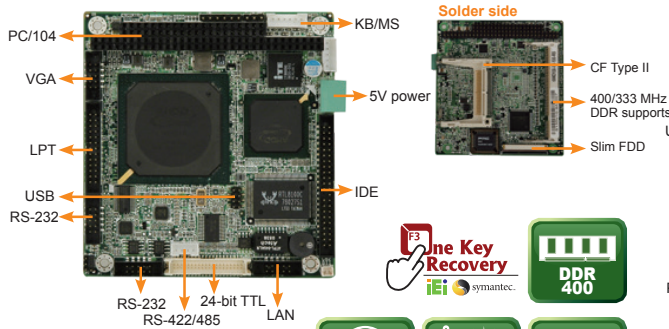


PC-104 Board



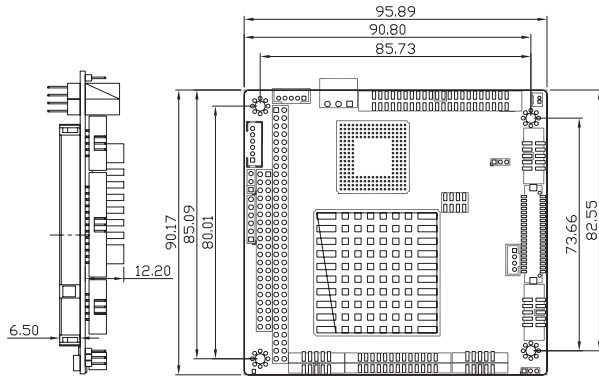
Specifications

- ◆ CPU: AMD Geode™ LX 800 (500 MHz)
- ◆ Chipset: AMD CS5536
- ◆ BIOS: AMI BIOS
- ◆ System Memory: One 200-pin 400 MHz DDR SDRAM SO-DIMM supports up to 1 GB
- ◆ Ethernet: One Realtek RTL8100C 10/100Mbps Ethernet chipset
- ◆ Internal I/O Interface: 1 x CF Type II, 1 x IDE (2x22 pin, P=2.0), 1 x LPT (2x13 pin, P=2.0), 1 x KB/MS (1x6 pin), 2 x RS-232 (2x5 pin, P=2.0), 1 x RS-422/485 (1x4 pin, P=2.0), 1 x Slim FDD
- ◆ Expansion: 1 x PC/104
- ◆ Display Output: 1 x VGA (up to 1920x1440@60Hz), 1 x 24-bit single-channel TTL (up to 1600x1200@60Hz)
- ◆ Watchdog Timer: Software programmable supports 1~255 sec. system reset.
- ◆ Power Supply: 5V only DC input, 1 x Internal power connector (1x2 pin), Support AT mode
- ◆ Power Consumption: 5V@1.09A (AMD Geode™ LX 800 with one 512MB 400 MHz DDR)
- ◆ Operating Temperature: PM-LX2-800-R10: 0°C ~ 60°C
- ◆ Operating Humidity: 5% ~ 95%, non-condensing
- ◆ Dimensions: 96mm (L) x 90mm (W)
- ◆ Weight: GW: 500g / NW: 110g
- ◆ CE/FCC compliant

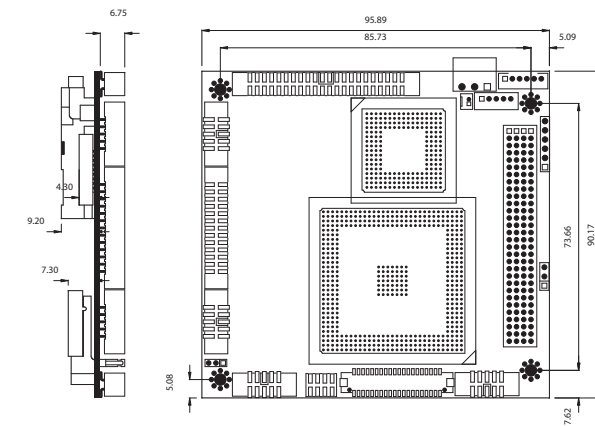
Specifications

- ◆ CPU: AMD Geode™ LX 800 (500 MHz) processor
- ◆ Chipset: AMD CS5536
- ◆ BIOS: Award BIOS
- ◆ System Memory: One 200-pin 400 MHz DDR SDRAM SO-DIMM supports up to 1 GB
- ◆ Ethernet: 10/100Mbps realtek RTL8100C Ethernet chipset
- ◆ Internal I/O Interface: 1 x CF Type II, 1 x IDE (2x22 pin, P=2.0), 1 x LPT (2x13 pin, P=2.0), 1 x KB/MS (1x6 pin), 2 x RS-232 (2x5 pin, P=2.0), 1 x RS-422/485 (1x4 pin, P=2.0), 2 x USB 2.0 (2x4 pin, P=2.0)
- ◆ Expansion: 1 x PCI-104
- ◆ Display Output: 1 x VGA (up to 1920x1440@60Hz), 1 x 24-bit single-channel TTL (up to 1600x1200@60Hz)
- ◆ Watchdog Timer: Software programmable supports 1~255 sec. system reset.
- ◆ Power Supply: 5V only DC input, 1 x Internal power connector (1x2 pin), Support AT mode
- ◆ Power Consumption: 5V@1.13A (AMD Geode™ LX 800 with one 1 GB 400 MHz DDR memory)
- ◆ Operating Temperature: 0°C ~ 60°C
- ◆ Storage Temperature: -10°C ~ 70°C
- ◆ Operating Humidity: 5% ~ 95%
- ◆ Dimensions: 95 mm x 95 mm
- ◆ Weight: GW: 500g / NW: 110g
- ◆ CE/FCC compliant

Dimensions (mm)



Dimensions (mm)



Packing List

1 x PM-LX2 single board computer	1 x Power cable
1 x ATA33 flat cable	2 x RS-232 cable
1 x Dual USB cable	1 x Mini jumper pack
1 x LAN cable	1 x One Key Recovery CD
1 x PS/2 KB/MS cable	1 x QIG
1 x VGA cable	1 x Utility CD

Packing List

1 x PM-LX single board computer	1 x ATA33 flat cable
1 x LAN cable	1 x KB/MS Y cable
1 x Power cable	1 x Mini jumper pack
1 x USB cable	1 x One Key Recovery CD
1 x VGA cable	1 x QIG
2 x RS-232 cable	1 x Utility CD

Ordering Information

Part No.	Description
PM-LX2-800-R10	PC/104 SBC with AMD Geode™ LX 800 500 MHz, VGA/TTL, LAN, USB 2.0 and CF Type II
32200-015100-RS	LPT cable, 280mm, P=2.0
32205-003800-300-RS	RS-422/485 cable, 200mm, P=2.0

Ordering Information

Part No.	Description
PM-LX-800-R11	PCI-104 SBC with AMD Geode™ LX 800 processor, VGA/TTL, LAN, USB 2.0, CF Type II
32200-015100-RS	LPT cable, 280mm, P=2.0
32205-003800-300-RS	RS-422/485 cable, 200mm, P=2.0